



2017

Orange Police Department Annual Report



ORANGE POLICE DEPARTMENT 2017 ANNUAL REPORT

Table of Contents

Crimes Against Person with a Report Filed	3
Crimes Against Property with a Report Filed	4
Calls for Service	5
Arrest (17 and Up)	6
Juvenile Detention Statistics	7
Alarms	8
Citations	9 thru 11
Detective Division Yearly Summary	12
Racial Profiling 2017	13
Racial Profiling Statistics	14 thru 18

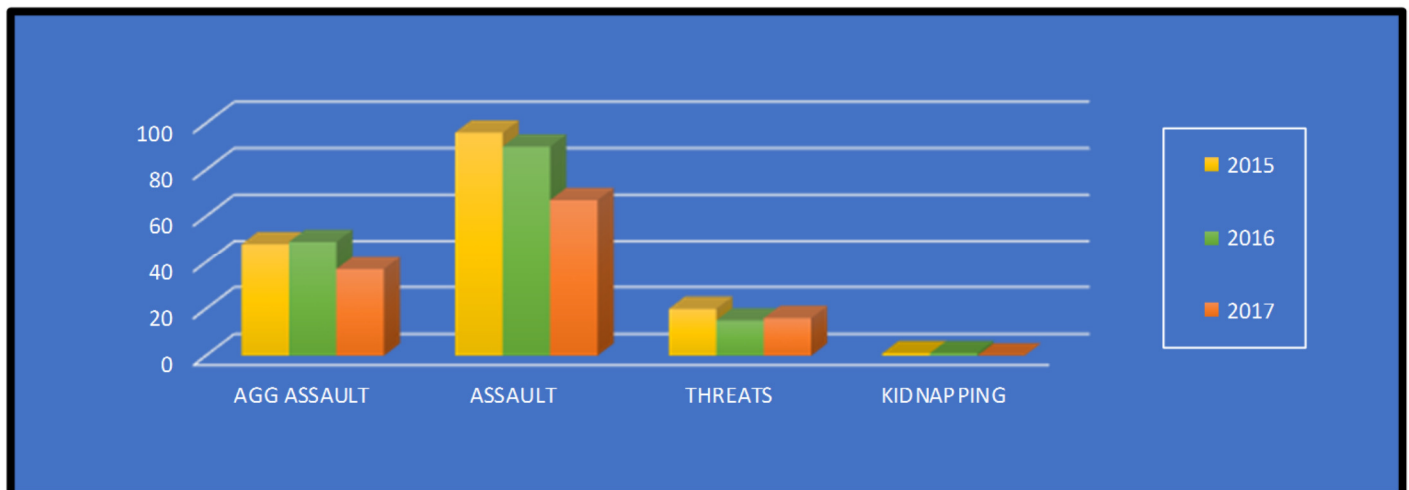
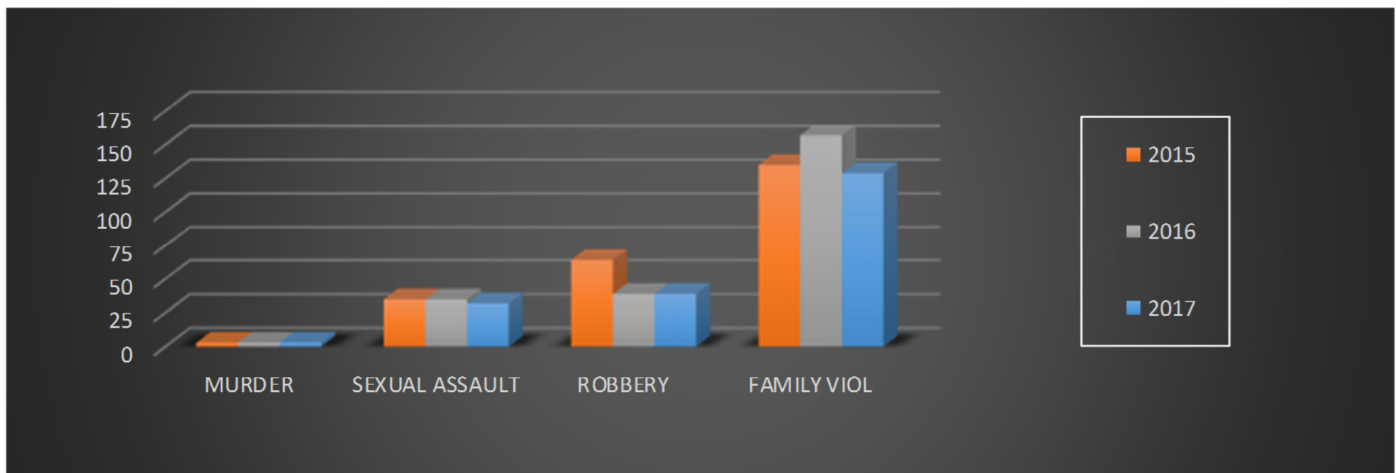
**Statistical Information Compiled and Book Published by:
Major Sparky Robinson And CIS Manager Mike Zeto**

ORANGE POLICE DEPARTMENT

2017 ANNUAL REPORT

CRIMES AGAINST PERSONS WITH A REPORT FILED 2015—2017

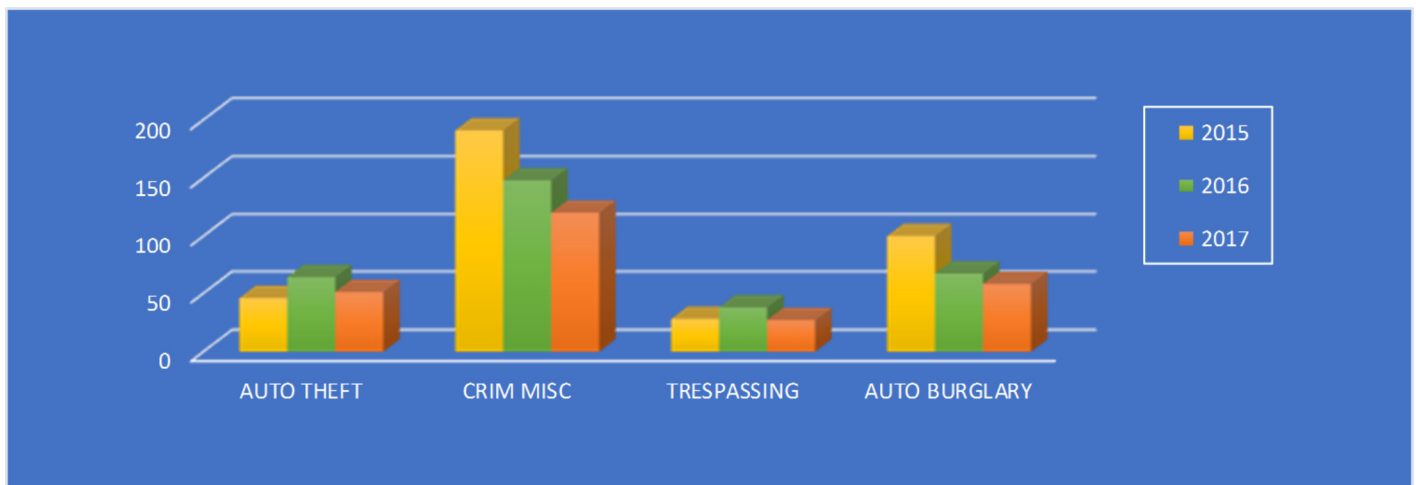
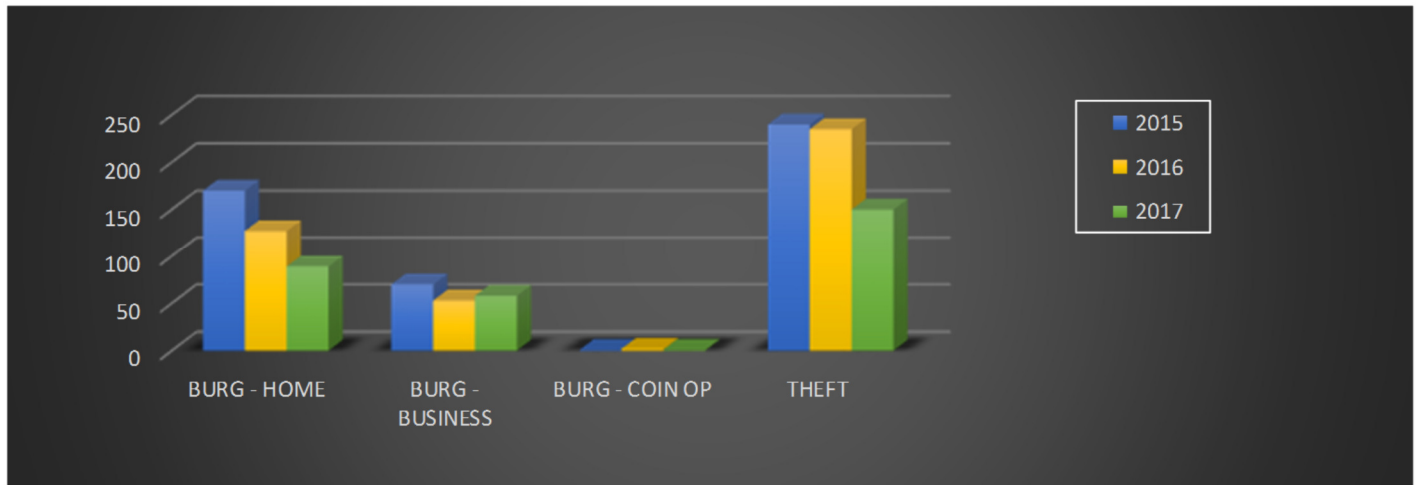
	2015	2016	2017
MURDER	3	3	3
SEXUAL-ASSAULT	35	35	32
ROBBERY	64	39	39
FAMILY VIOLENCE	135	157	129
AGGRAVATED ASSAULT	48	49	37
ASSAULT	96	90	67
THREATS	20	15	16
KIDNAPPING	1	1	0
TOTAL	409	389	323



ORANGE POLICE DEPARTMENT 2017 ANNUAL REPORT

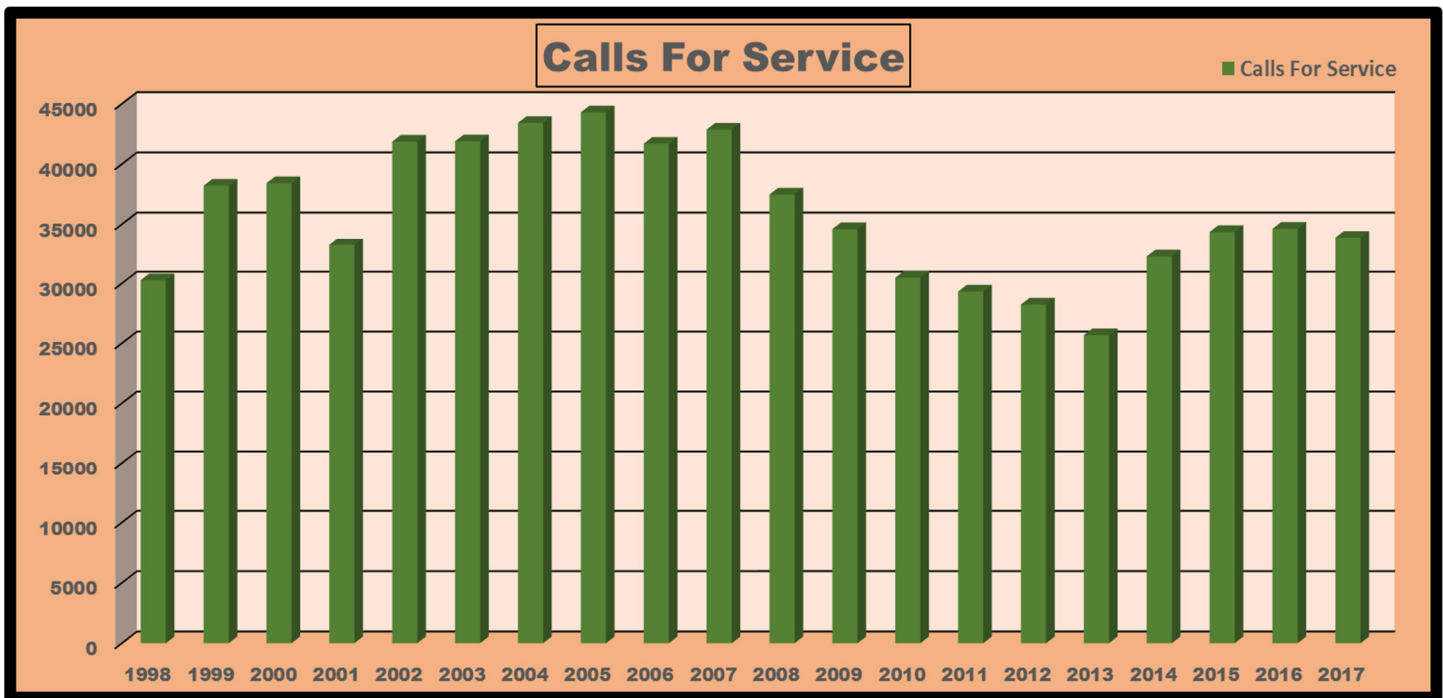
CRIMES AGAINST PROPERTY WITH A REPORT FILED 2015—2017

	2015	2016	2017
BURGLARY - HOME	170	127	89
BURGLARY - BUSINESS	70	53	58
BURGLARY - COIN OP	1	2	1
THEFT	240	235	150
AUTO THEFT	46	64	51
CRIMINAL MISCHIEF	191	148	120
TRESPASSING	28	38	27
AUTO BURGLARY	100	67	58
TOTAL	846	734	554



ORANGE POLICE DEPARTMENT 2017 ANNUAL REPORT

CALLS FOR SERVICE 1998—2017



2017 Calls for Service = 33,875

Year - Total

1998 - 30,263
1999 - 38,204
2000 - 38,417
2001 - 33,216
2002 - 41,866
2003 - 41,892
2004 - 43,419
2005 - 44,299
2006 - 41,692
2007 - 42,859

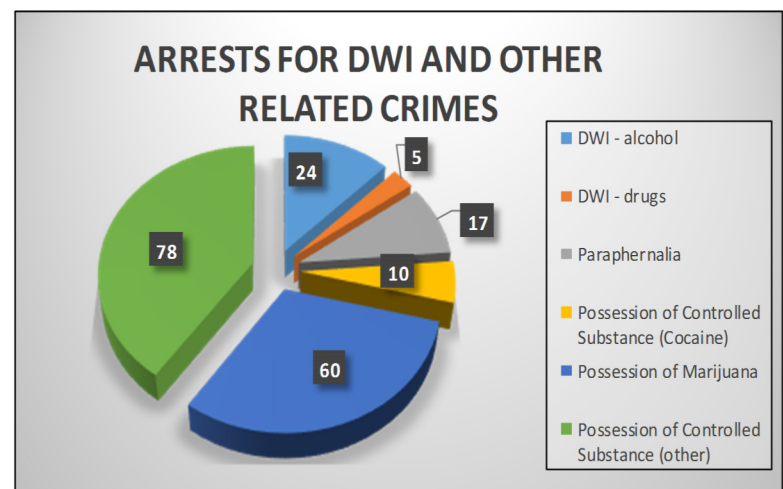
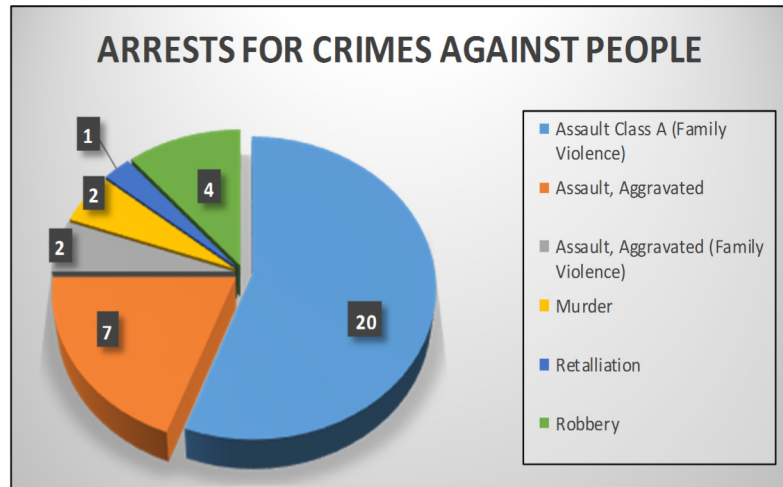
Year - Total

2008 - 37,471
2009 - 34,597
2010 - 30,462
2011 - 29,314
2012 - 28,234
2013 - 25,680
2014 - 32,254
2015 - 34,358
2016 - 34,624
2017 - 33,875

ORANGE POLICE DEPARTMENT

2017 ANNUAL REPORT ADULT ARRESTS — TOTAL CHARGES

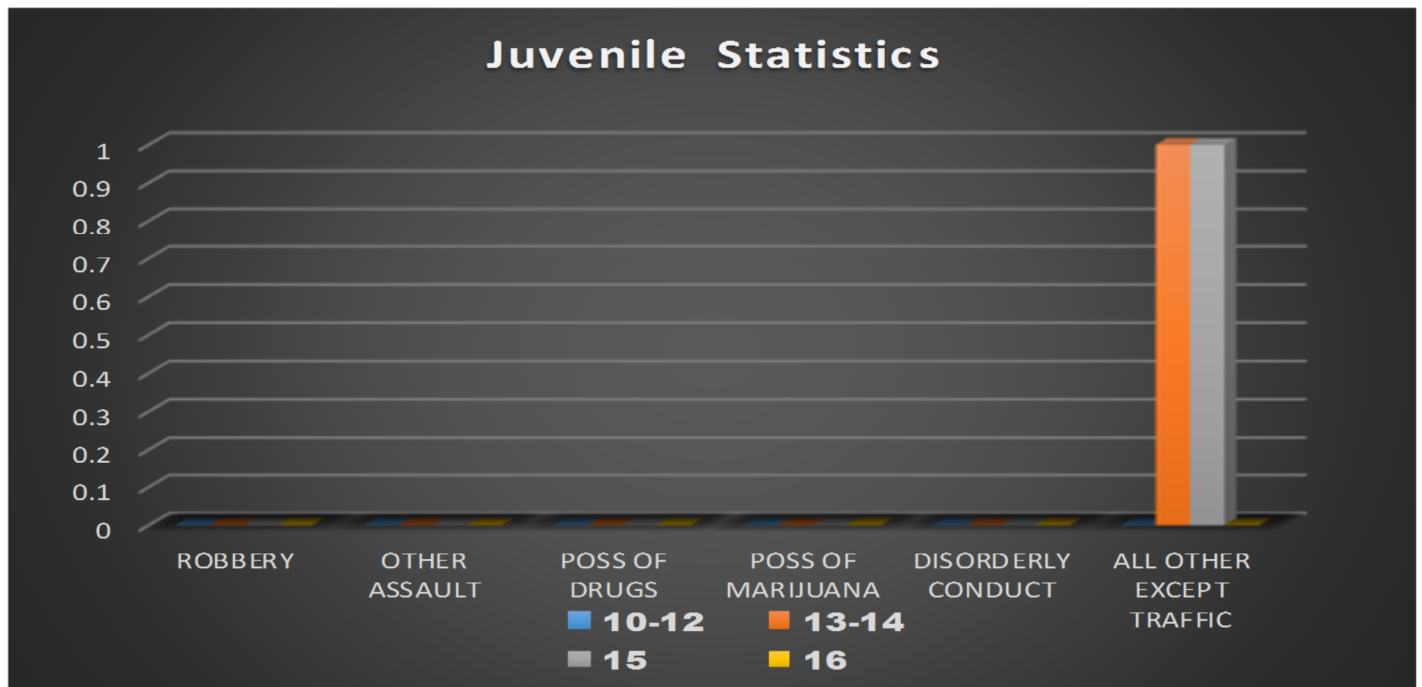
Assault Class A (Family Violence)	20
Assault Class C	1
Assault, Aggravated	7
Assault, Aggravated (Family Violence)	2
Burglary - Residential	2
Burglary - Business	4
Burglary - Vehicle	0
City Ordinance, Open Container	2
Criminal Mischief	6
Criminal Trespass	41
Disorderly Conduct	13
DWI - alcohol	24
DWI - drugs	5
Evading Detention	17
Fail to ID to Police Officer	14
Forgery	2
Injury to a Child	0
Injury to an Elderly Person	0
Murder	2
No Liability Insurance	0
Paraphernalia	17
Possession of Controlled Substance (Cocaine)	10
Possession of Controlled Substance (other)	78
Possession of Marijuana	60
Public Intoxication	149
Retaliation	1
Robbery	4
Theft, State Jail Felony	4
Theft Class A	1
Theft Class B	4
Theft Class C	0
Unauthorized Use of Vehicle	8
Unlawfully Carrying of a Weapon	13
Warrant Municipal Court Orange	339
Warrants, All Other	374
Traffic Arrest	24
All other Criminal	59
Total	1307



ORANGE POLICE DEPARTMENT 2017 ANNUAL REPORT

JUVENILE DETENTION STATISTICS

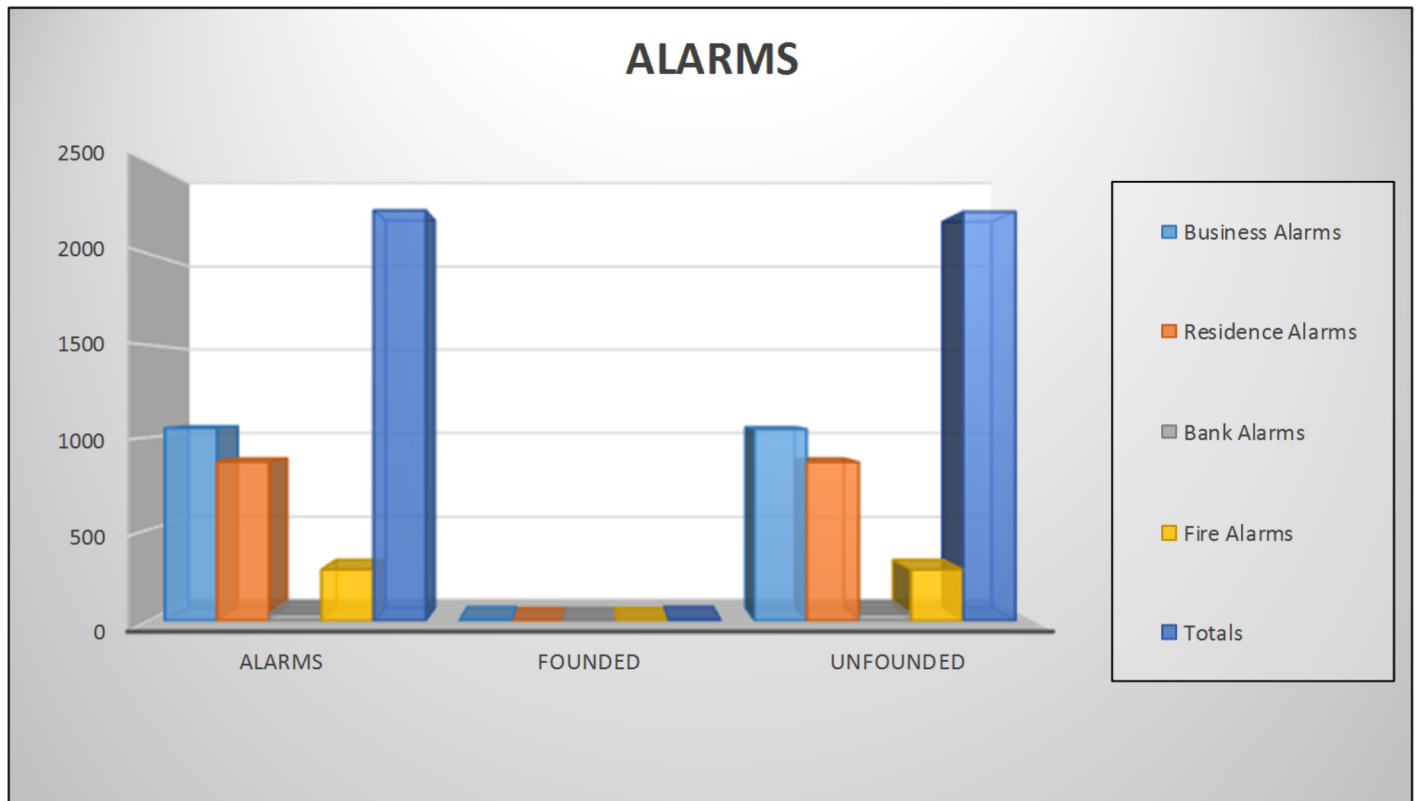
Age Group	10/12	13/14	15	16	TOTALS
ROBBERY					
AGGRAVATED ASSAULT					
OTHER ASSAULT					
BURGLARY					
THEFT					
THEFT MOTOR VEHICLE					
VANDALISM					
POSSESSION OF DRUGS					
POSS OF MARIJUANA					
PUBLIC INTOXICATION					
DUI					
DISORDERLY CONDUCT					
ALL OTHER EXCEPT TRAFFIC		1	1		
RUNAWAYS					
TOTALS		1	1		2



ORANGE POLICE DEPARTMENT 2017 ANNUAL REPORT

ALARMS

Alarm Type	ALARMS	FOUNDED	UNFOUNDED	% UNFOUNDED
Business Alarms	1051	6	1045	99.43%
Residence Alarms	867	1	866	99.88%
Bank Alarms	39	0	39	100.00%
Fire Alarms	279	1	278	99.64%
Totals	2236	8	2228	99.64%



ORANGE POLICE DEPARTMENT 2017 ANNUAL REPORT

CITATIONS

Citations	
No Liability Insurance	266
Allow Child to Ride Unsecured	23
Allow Unlicensed Driver to Drive	0
Defective Equipment	6
Disregard Railroad Crossing	2
Driver No Seat Belt	6
Expired License Plates	167
Fail to Change Address	1
Fail to Control Speed	125
Fail to Stay in Single Marked Lane	48
Fail to Stop and Give Information	1
Fail to Yield Right of Way	118
Head/Tail Light Violation	16
Improper Backing	10
Improper Lane Changes	12
Improper Left/Right Turn	34
Littering	0
Negligent Collision	0
No Current MVI Sticker	4
No Motorcycle License	2
No Operators License	308
One License Plate	3
Parked - Fire Lane	0
Parked - Handicapped Zone	8
Parked - No Parking Zone	3
Rider - No Seat Belt	5
Running Red Light	61
Running Stop Sign	51
Speeding	103
Straight From Turn Lane Only	0
Unregistered Motor Vehicle	26
Unsafe Passing	4
Citation All Other	184
Total Citations	1597

ORANGE POLICE DEPARTMENT

2017 ANNUAL REPORT

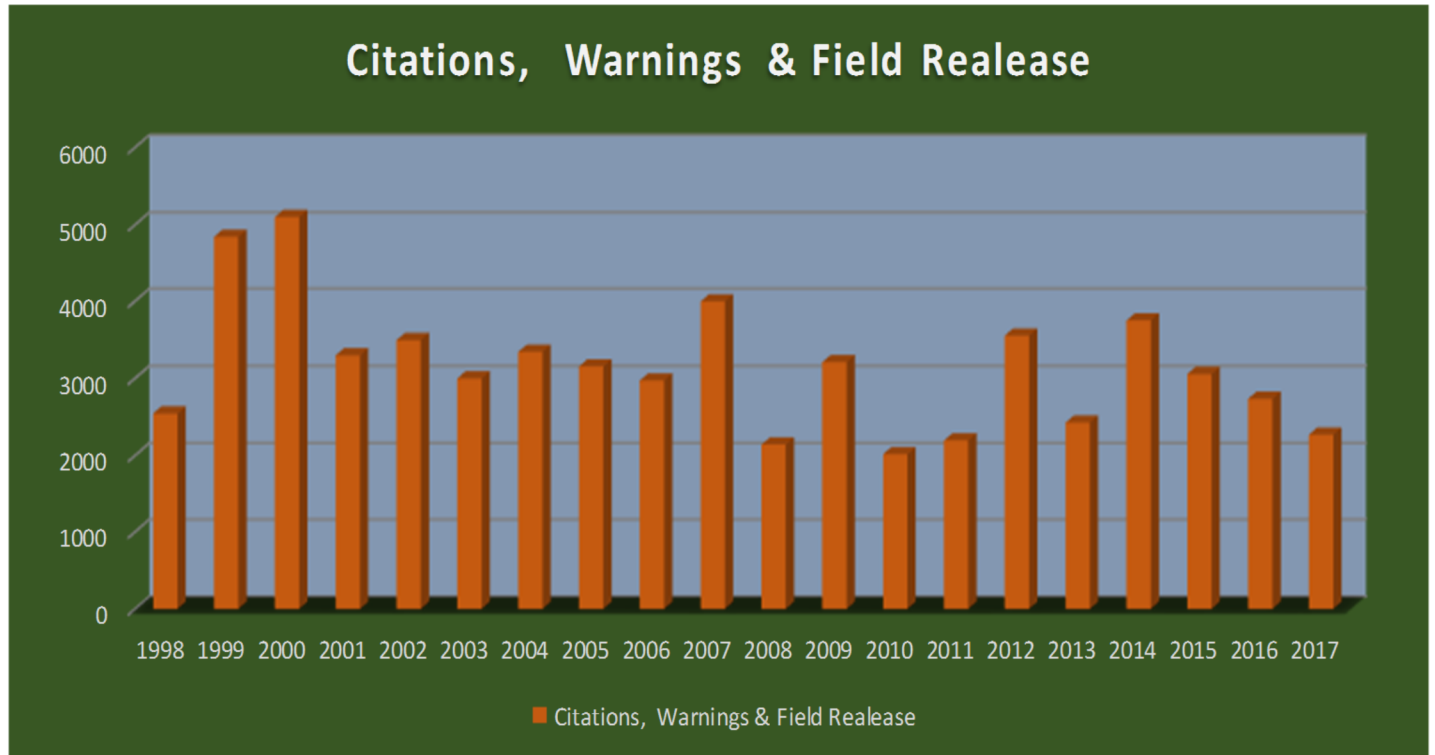
CITATIONS

WARNINGS	
Warning/Defective Equipment	24
Warning/Disregarding Traffic	2
Warning/Expired License Plate	14
Warning/Fail to Signal Intent	19
Warning/Fail to Yield Right of Way	12
Warning/Head/Tail Light Violation	93
Warning/Lane Change	7
Warning/No Current MVI Sticker	0
Warning/No Insurance	2
Warning/No Operators License	11
Warning/No Seat Belt, Driver	0
Warning/No Seat Belt, Passenger	0
Warning/One License Plate	7
Warning/Parking	6
Warning/Running Red Light	16
Warning/Stop Sign	63
Warning/Speeding	211
Warning/Wrong Way on One Way	10
Warning/Unsafe Passing	2
Warning/All Other Offenses	71
Total Warnings	570

FIELD RELEASE CITATIONS	
City Ordinance Violation	26
Curfew Violation	1
Noise Ordinance From Vehicle	3
Minor In Possession of Alcohol	0
Possession of Drug Paraphernalia	20
Theft Class C	2
Open Container/Drinking in Public	28
Minor in Possession of Tobacco	3
Littering	5
All other	17
Total Field Release Citations	105

ORANGE POLICE DEPARTMENT 2017 ANNUAL REPORT

CITATIONS, WARNINGS & FIELD RELEASE



2017 Yearly Total - 2,272

Year – Total	Year - Total
1998 - 2546	2008 - 2145
1999 - 4845	2009 - 3210
2000 - 5102	2010 - 2019
2001 - 3299	2011 - 2197
2002 - 3496	2012 - 3555
2003 - 3001	2013 - 2430
2004 - 3344	2014 - 3751
2005 - 3154	2015 - 3056
2006 - 2973	2016 - 2736
2007 - 3997	2017 - 2272

ORANGE POLICE DEPARTMENT 2017 ANNUAL REPORT

DETECTIVE DIVISION YEARLY SUMMARY 2017

The Detective Division of the Orange Police Department consists of a Captain, Lieutenant, Eight Detectives, and one Clerk. Four Detectives are assigned to follow up general criminal cases and four Detectives are assigned to Narcotics/Street Crime.

MONTH	CASES ASSIGNED	CHARGES ACCEPTED BY DA	CLEARED BY OTHER MEANS *
JAN	125	61	119
FEB	110	36	111
MAR	117	29	83
APR	131	47	123
MAY	146	30	101
JUN	116	24	105
JUL	112	48	83
AUG	75	6	76
SEP	111	84	119
OCT	52	7	54
NOV	111	16	47
DEC	92	2	52
TOTAL	1298	390	1073

* Cleared by other means includes: charges dropped by victim, prosecution declined, restitution made, unfounded, referred to other jurisdiction, and insufficient evidence.

** Assigned cases may contain multiple suspects and/or charges filed.

**ORANGE POLICE DEPARTMENT
2017 ANNUAL REPORT**

RACIAL

PROFILING

**Statistical information collected and reported pursuant to
Senate Bill 1074**

ORANGE POLICE DEPARTMENT 2017 ANNUAL REPORT

Males Booked	814	Females Booked	274
Total Booked	1088	Total Charges	1307

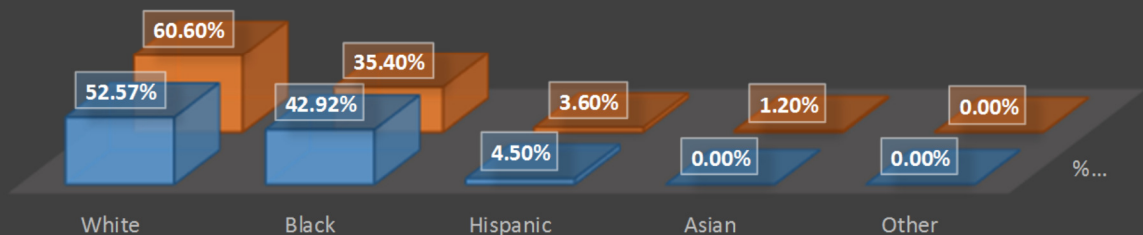
BOOKINGS



Race	White	Black	Hispanic	Asian	Other
Number of Booked	572	467	49	0	0
Percent of Arrested	52.57%	42.92%	4.5%	0%	0%
Percent of Local Population	60.6%	35.4%	3.6%	1.2%	0.00%

BOOKINGS BY RACE

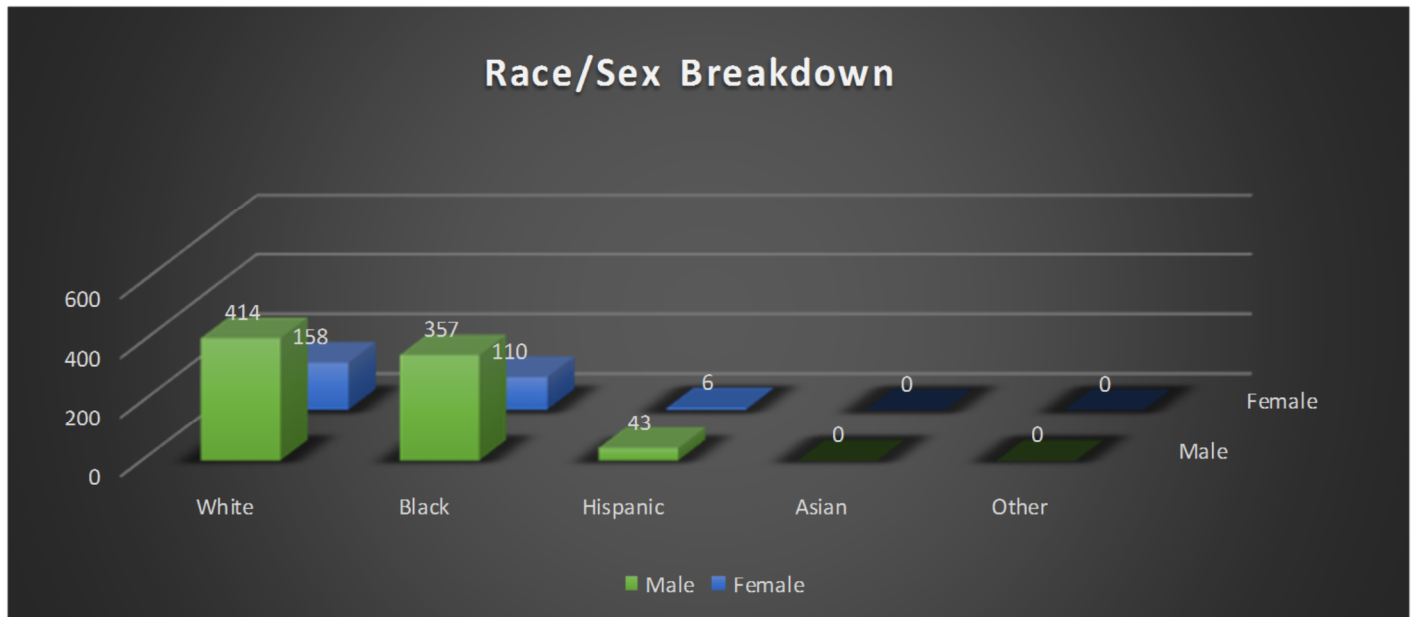
■ % of Booking ■ % of Population



ORANGE POLICE DEPARTMENT 2017 ANNUAL REPORT

BOOKING INFORMATION

	Male	%	Female	%
<i>White</i>	414	38.05%	158	14.52%
<i>Black</i>	357	32.81%	110	10.11%
<i>Hispanic</i>	43	3.95%	6	0.55%
<i>Asian</i>	0	0.00%	0	0.00%
<i>Other</i>	0	0.00%	0	0.00%
<i>TOTAL</i>	814	77.81%	274	25.18%



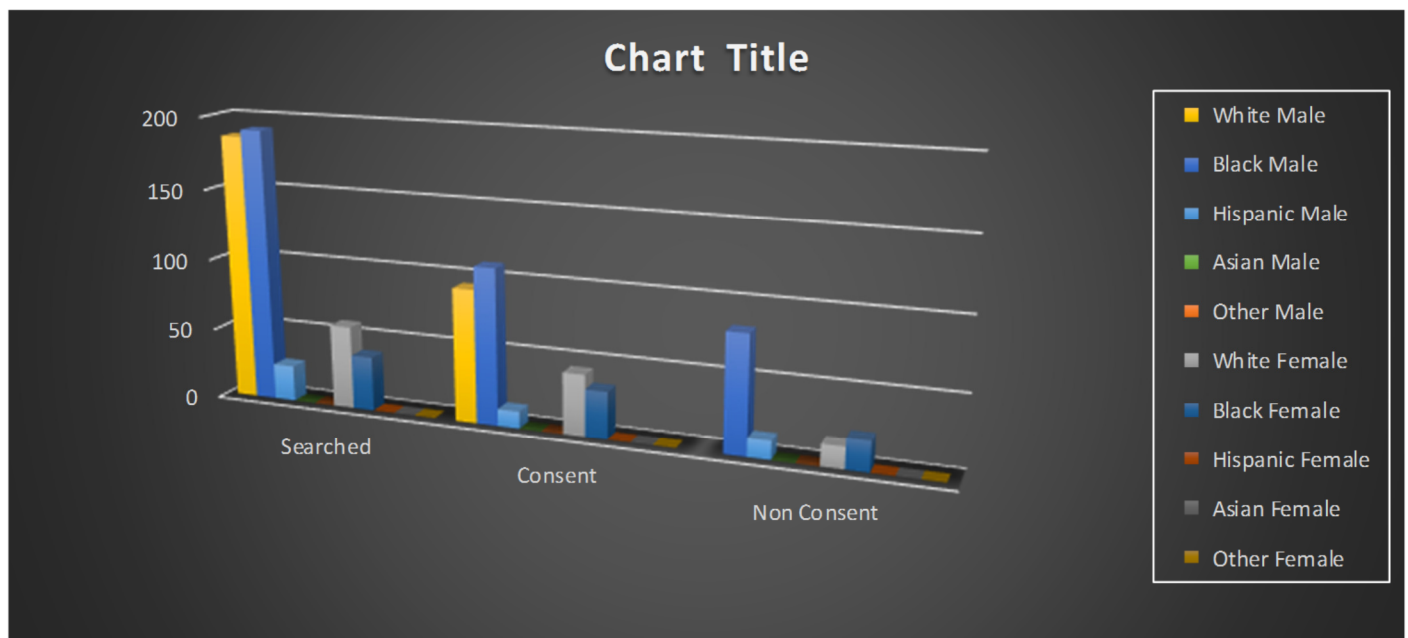
ORANGE POLICE DEPARTMENT 2016 ANNUAL REPORT

CONSENT OR NON-CONSENT SEARCH OF THOSE ARRESTED

People searched prior to arrest 498 out of 1088

Of the 498 searched: 274 consented 224 were non-consent

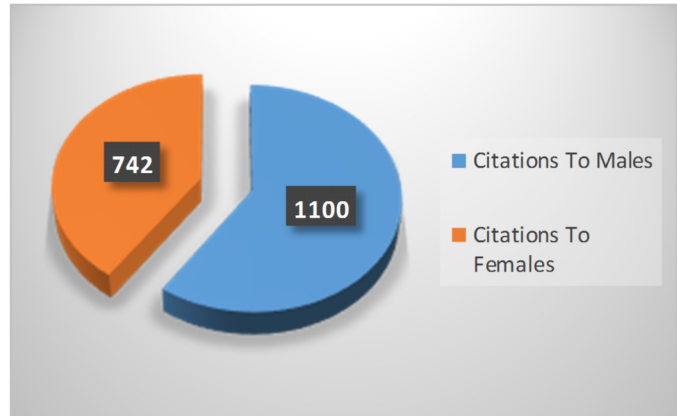
	Searched	Consent	Non Consent
<i>White Male</i>	186	93	93
<i>Black Male</i>	191	109	82
<i>Hispanic Male</i>	25	12	13
<i>Asian Male</i>	0	0	0
<i>Other Male</i>	0	0	0
<i>White Female</i>	58	43	15
<i>Black Female</i>	38	17	21
<i>Hispanic Female</i>	0	0	0
<i>Asian Female</i>	0	0	0
<i>Other Female</i>	0	0	0
<i>TOTAL</i>	498	274	224



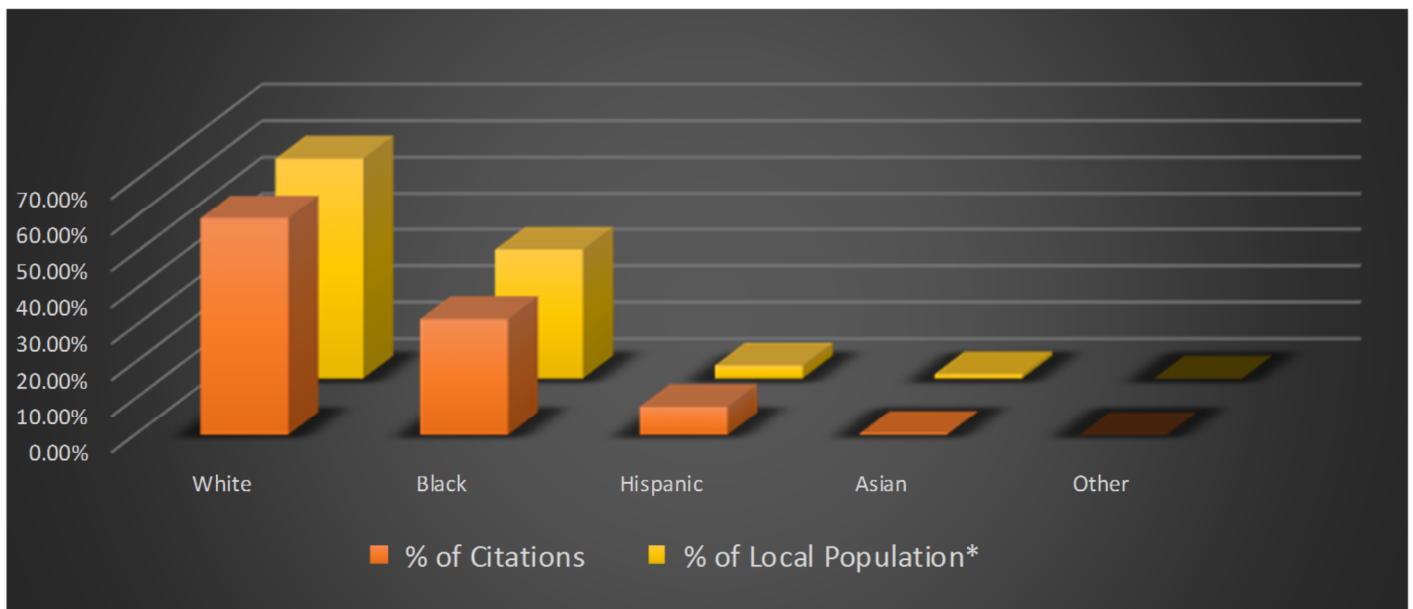
ORANGE POLICE DEPARTMENT 2017 ANNUAL REPORT

TRAFFIC CITATION INFORMATION

Citations To Males	1100
Citations To Females	742
Total Male/Female	1842



Race	White	Black	Hispanic	Asian	Other
Number of Citations	1100	589	146	7	0
Percent of Citations	59.72%	31.98%	7.92%	0.38%	0.00%
Percent of Local Population	60.6%	35.4%	3.6%	1.2%	0.00%



ORANGE POLICE DEPARTMENT 2017 ANNUAL REPORT

CITATION INFORMATION

People searched while receiving citations - 146 out of 1842

Of the 146 searched - 117 consented and 29 were non-consent

	Searched	Consent	Non Con
<i>White Male</i>	68	51	17
<i>Black Male</i>	39	34	5
<i>Hispanic Male</i>	9	8	1
<i>Asian Male</i>	0	0	0
<i>Other Male</i>	0	0	0
<i>White Female</i>	20	17	3
<i>Black Female</i>	9	6	3
<i>Hispanic Female</i>	1	1	0
<i>Asian Female</i>	0	0	0
<i>Other Female</i>	0	0	0
Totals	146	117	29

